



WEEN

BRACCIO PER ANTA RIBALTA



Braccio anta ribalta Ween | Ween tilt and turn arm
Bras oscillo-battant Ween | Compás oscilobatiente Ween



Leve, viti e grani in Acciaio inox, corpo in zama, antivento in nylon



Levers, screw and setscrews in stainless steel, zamak body, nylon windproof system



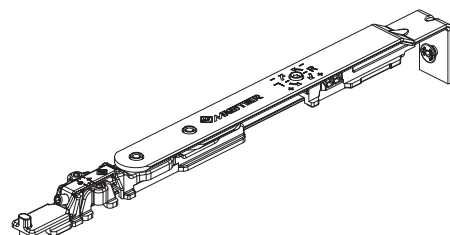
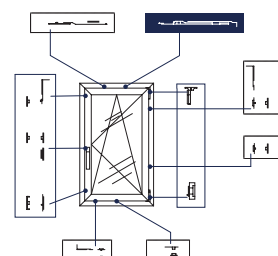
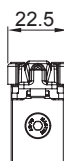
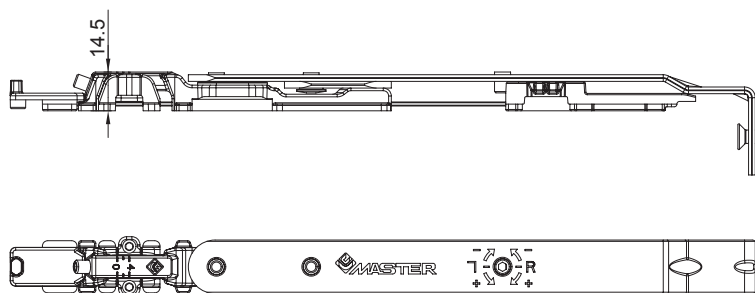
Leviers, vis et grains en acier inox, corps en zamak, système protégeant du vent en nylon



Levas, tornillos y prisioneros de acero inox, cuerpo de zamac, sistema contaviento de nylon



ART.	TUTTI ALL TOUS TODOS
Imballo Package Conditionnement Embalaje	5 Pz
Finiture disponibili Available finishes Finitions disponibles Acabados disponibles	1 2 3 4



ANTA RIBALTA TILT AND TURN		
DESCRIZIONE DESCRIPTION	ART.	NODO SECTION
L anta da 370mm a 450mm L sash from 370mm to 450mm	3400.20**	A01 - A02 - A03 - A04 - A05 - A06 - A07
L anta da 451mm a 650mm L sash from 451mm to 650mm	3400.21*	A01 - A02 - A03 - A04 - A05 - A06 - A07
L anta da 651mm a 1700mm L sash from 651mm to 1700mm	3400.22*	A01 - A02 - A03 - A04 - A05 - A06 - A07
L anta da 565 mm a 1700mm L sash from 565 mm to 1700mm	3400A.22**	A01 - A02 - A03 - A04 - A05 - A06 - A07

* Perno microventilazione integrato
* Microventilation pin built-in

** Braccio con aggancio antieffrazione
** Arm with anti-burglar connection

LOGICA TILT BEFORE TURN		
DESCRIZIONE DESCRIPTION	ART.	NODO SECTION
L anta da 370mm a 450mm L sash from 370mm to 450mm	3400L.20 **	A01 - A02 - A03 - A04 - A05 - A06 - A07
L anta da 451mm a 650mm L sash from 451mm to 650mm	3400L.21*	A01 - A02 - A03 - A04 - A05 - A06 - A07
L anta da 651mm a 1700mm L sash from 651mm to 1700mm	3400L.22*	A01 - A02 - A03 - A04 - A05 - A06 - A07
L anta da 555 mm a 1700 mm L sash from 555 mm to 1700mm	3400LA.22**	A01 - A02 - A03 - A04 - A05 - A06 - A07

* Perno microventilazione integrato
* Microventilation pin built-in

** Braccio con aggancio antieffrazione
** Arm with anti-burglar connection

REGOLAZIONI | ADJUSTEMENT

